


APPROVED
By Anne Nord at 8:01 am, Apr 08, 2020

4/6/2020

BW

Worklist: 4148

<u>LAB CASE</u>	<u>ITEM</u>	<u>ITEM TYPE</u>	<u>DESCRIPTION</u>
M2020-0662	3	UCK	AM 2 Urine Toxi A
M2020-0865	4	UCK	AM 2 Urine Toxi A
M2020-1043	8	UCK	AM 2 Urine Toxi A
P2020-0579	1	UCK	AM 2 Urine Toxi A



AM 2: De-Tox Tube A Urine Extraction

BW

Extraction Date: 4/3/20

Analyst: Britany Wylie

Negative Urine Lot 32420

GC/MS ID: 65198

Positive Control Working Solution Lot: 9620

(Optional Hydrolysis) Glucuronidase Lot: _____

Pre-Analytic:

1. *Positive Control Working Solution Preparation Instructions:*

Tube A positive control may be commercially obtained or prepared in-house. At a minimum, the control must contain at least one phenethylamine at an approximate concentration between 500 and 3000 ng/mL, and one opiate at an approximate concentration between 300 and 3000 ng/mL.

2. Verify Tune and Tune evaluation completed within the previous 7 days. Tune and Tune evaluation reports initialed and filed.
3. Create GCMS sequence to include controls, case blanks and case samples.

Analytic:

1. Remove working solutions, controls, and samples from cold storage.

(Optional Steps for Enzyme Hydrolysis- completed in addition to General extraction without Hydrolysis)

- 2a. In labeled round bottom Extraction tubes: add 4.5mL of case samples, and controls.
- 2b. Add 150uL of 2M acetate buffer, vortex.
- 2c. Add 100uL glucuronidase, cap and rock gently.
- 2d. Heat at 60C for 2 hours. Allow to cool before proceeding to step 3.
3. To each labeled De-Tox Tube add 5mL sample, Positive control: spike positive control working solution.
4. Place on tube rocker at ambient temp for approx. 10 minutes.
5. Centrifuge for approx. 10 min at ~2500-3000rpm.
6. Transfer solvent (upper layer) to new tube, and evaporate to ~100-300uL.
7. Transfer to labeled ALS vial with insert.
8. Place ALS Vials in appropriate location on GCMS rack and run using appropriate GCMS method.

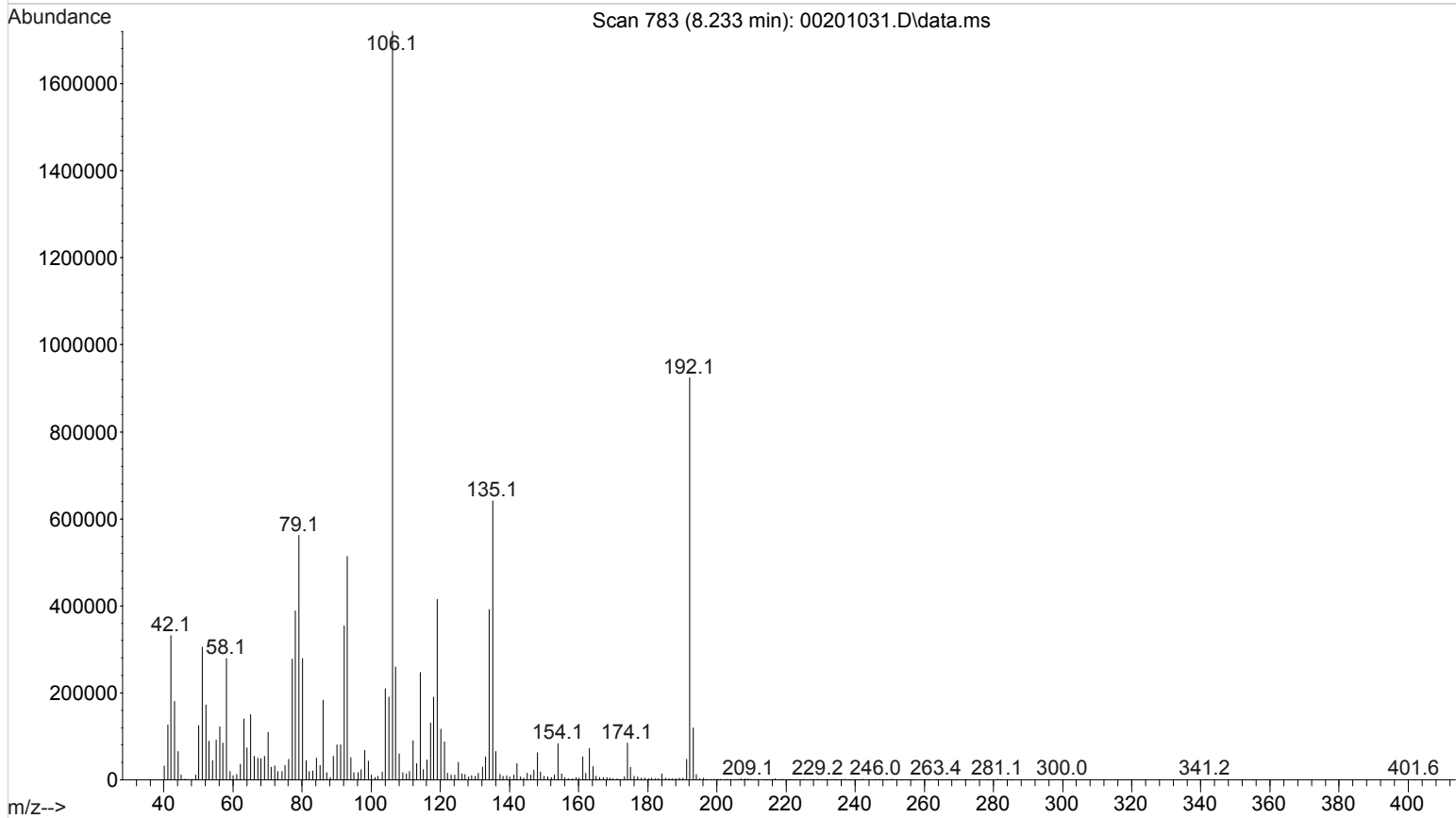
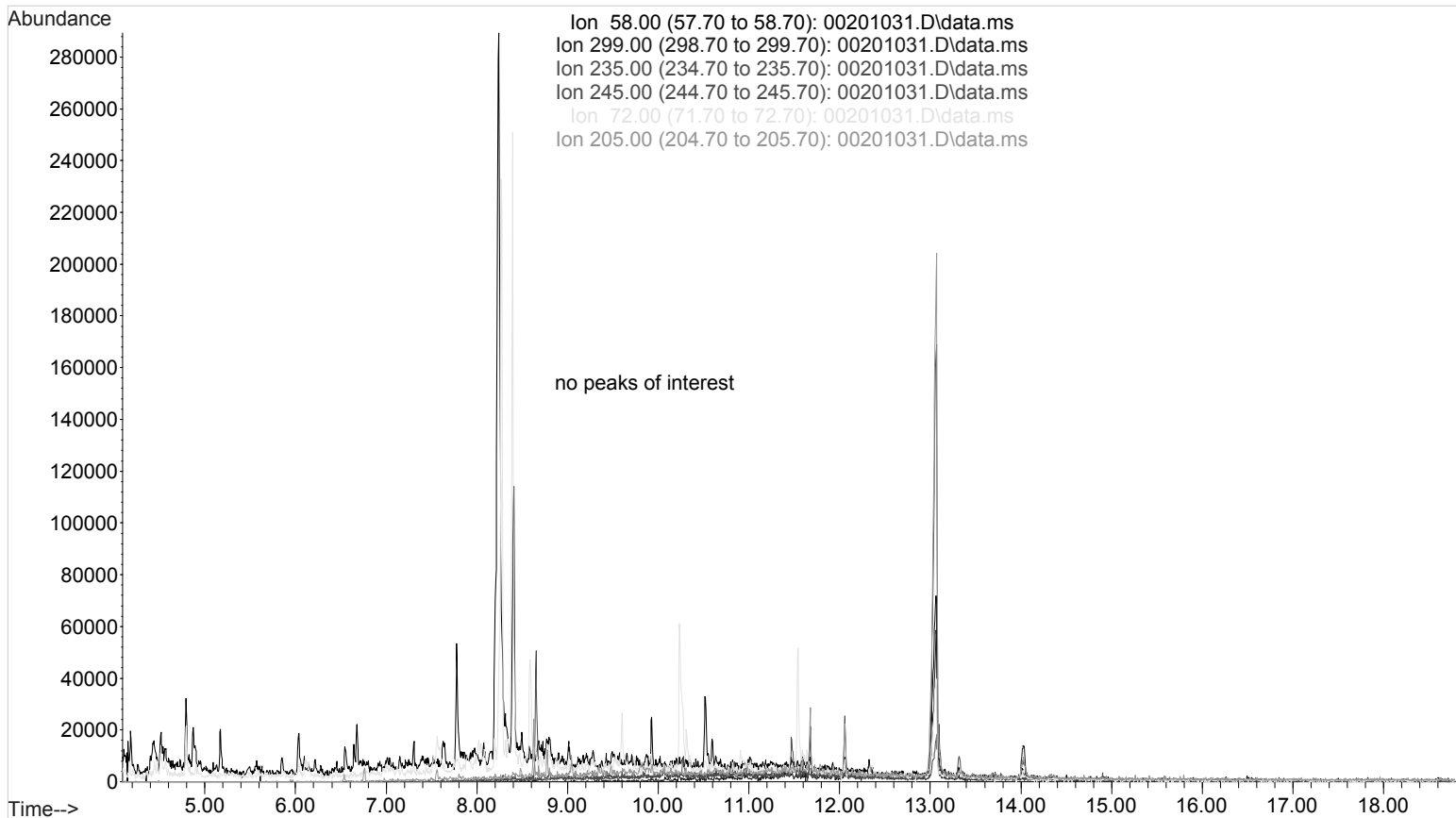
Post-Analytic

1. Complete Data analysis on all samples and corresponding sample blanks
2. Did positive and negative control samples provide intended response? Y / N
3. Sample Criteria for ID: RT +/- 0.2 min. (or 0.1 min. for phenethylamines)
4. Central File Packet to include: LIMS Worklist, Method Checklist, Working solution prep sheet(s), Positive control GCMS data printouts,

COMMENTS:

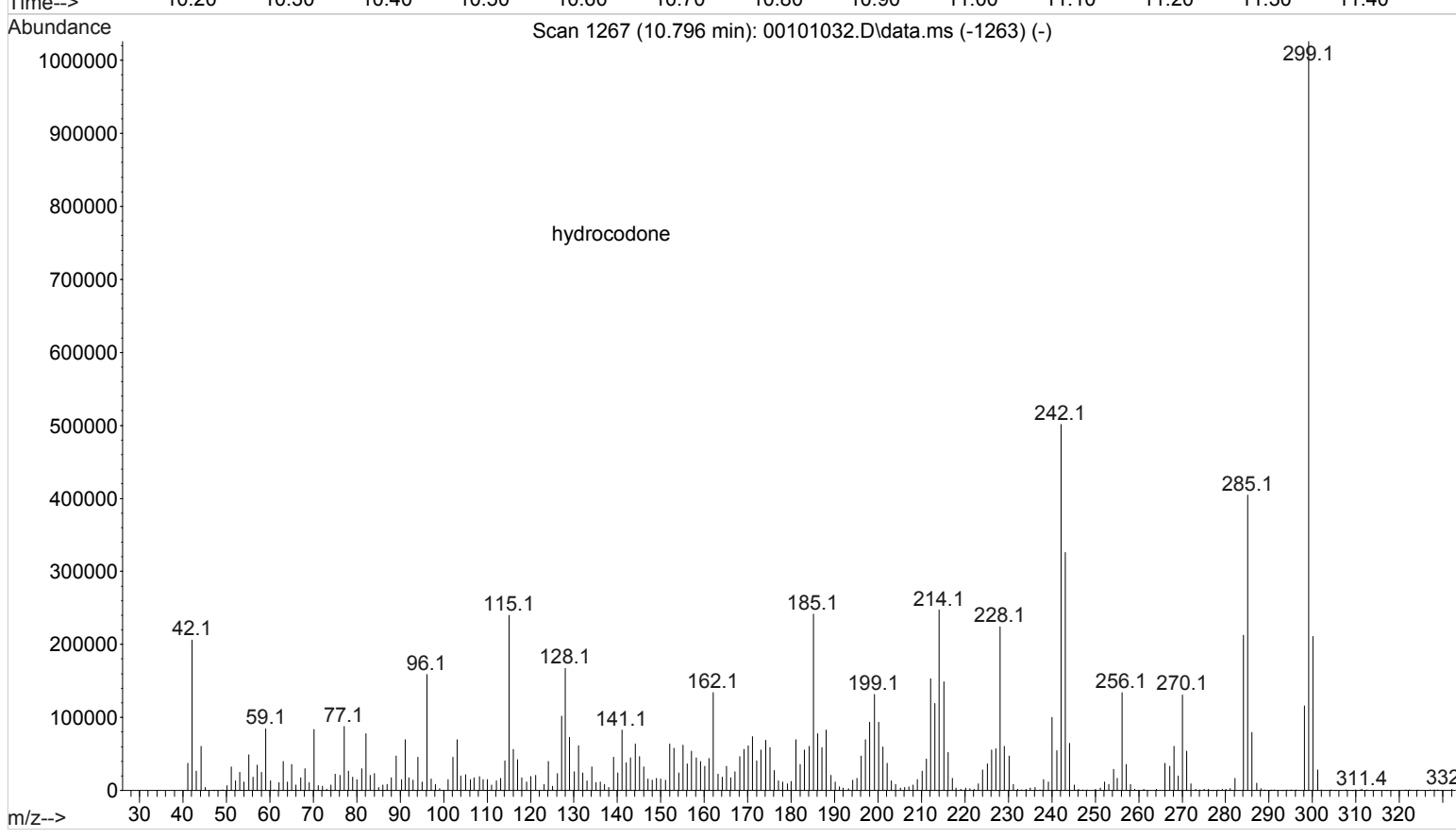
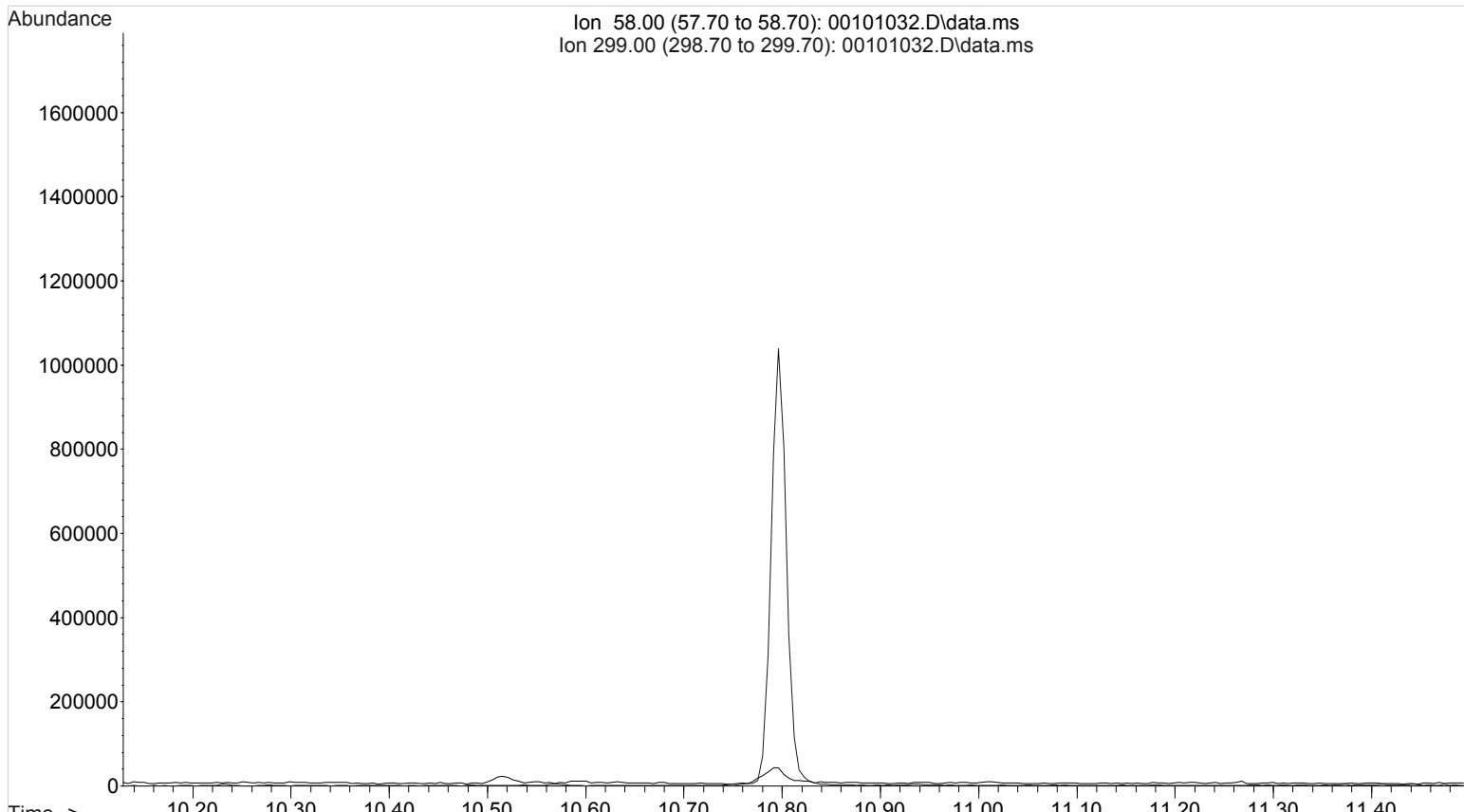
File :D:\DATA\2020\am 2\4320 am 2 and am 6\00201031.D
Operator : Instrument 65198
Acquired : 03 Apr 2020 17:09 using AcqMethod TOXI-A 10115.M
Instrument : Instrument 65198 GCMS CdA
Sample Name: negative control
Misc Info : lot 32420; am 2
Vial Number: 2

BW



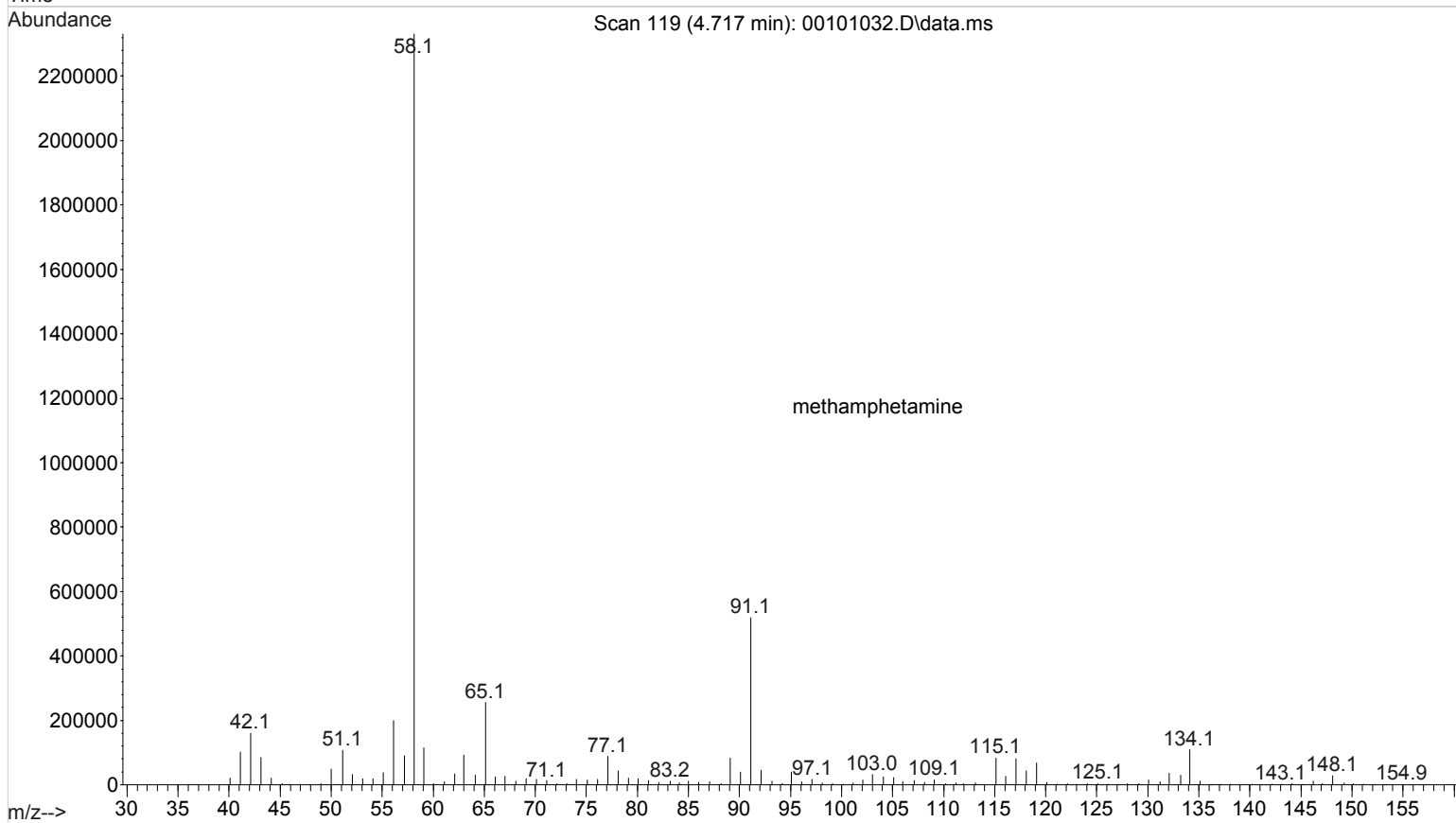
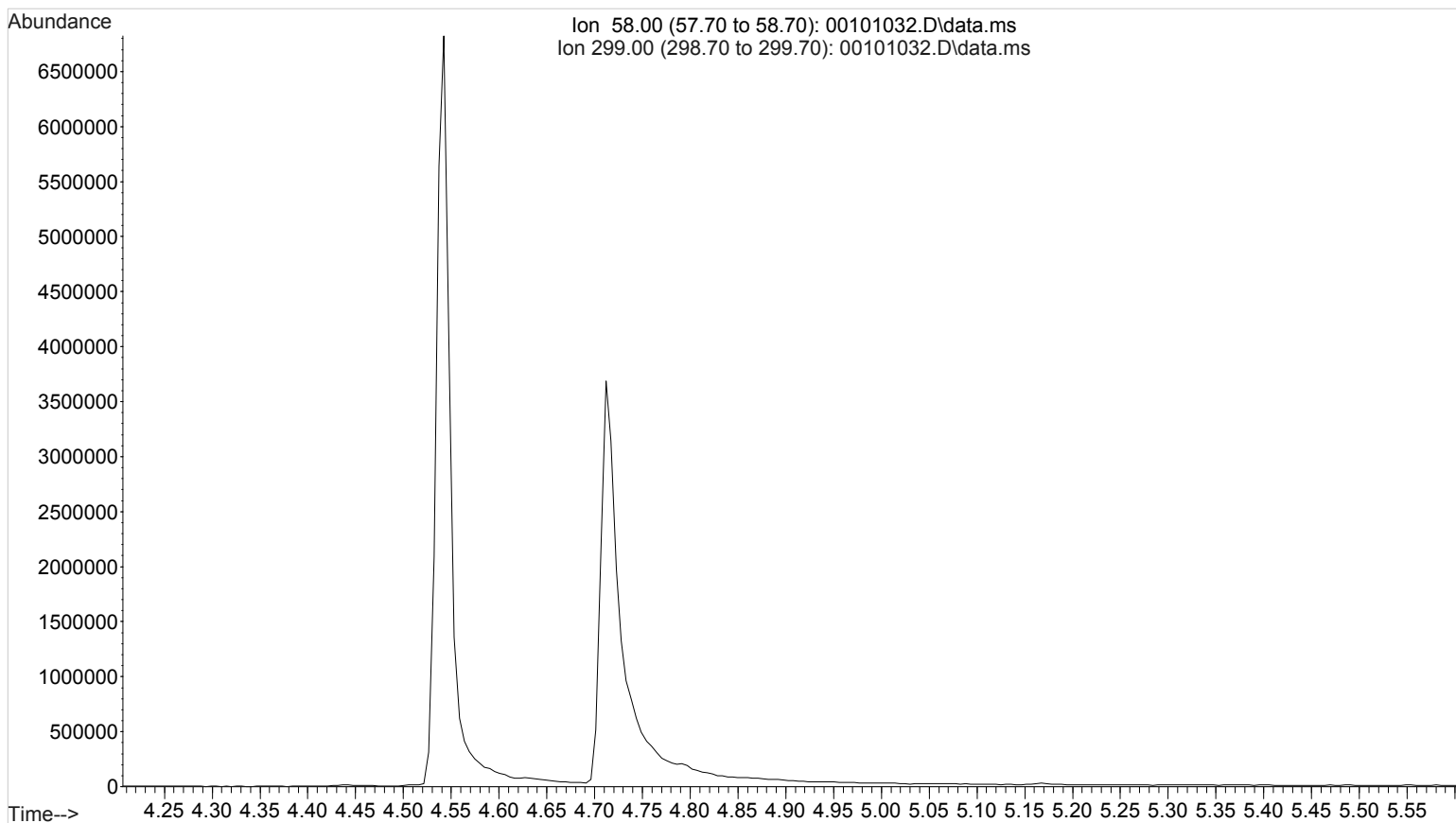
File :D:\DATA\2020\am 2\4320 am 2 and am 6\00101032.D
Operator : Instrument 65198
Acquired : 03 Apr 2020 17:31 using AcqMethod TOXI-A 10115.M
Instrument : Instrument 65198 GCMS CdA
Sample Name: positive control
Misc Info : lot 9620 in negative lot 32420; am 2
Vial Number: 1

BW



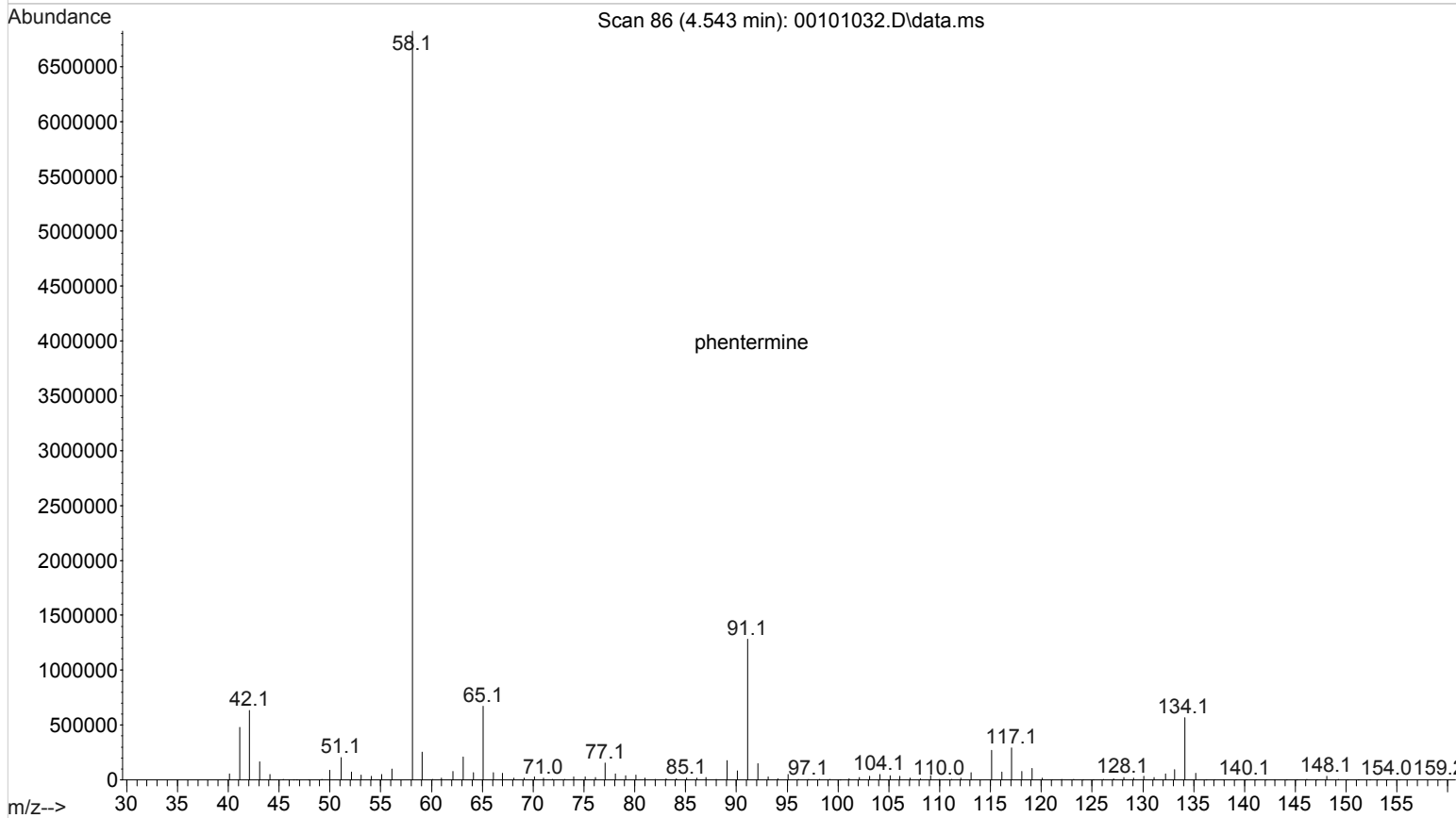
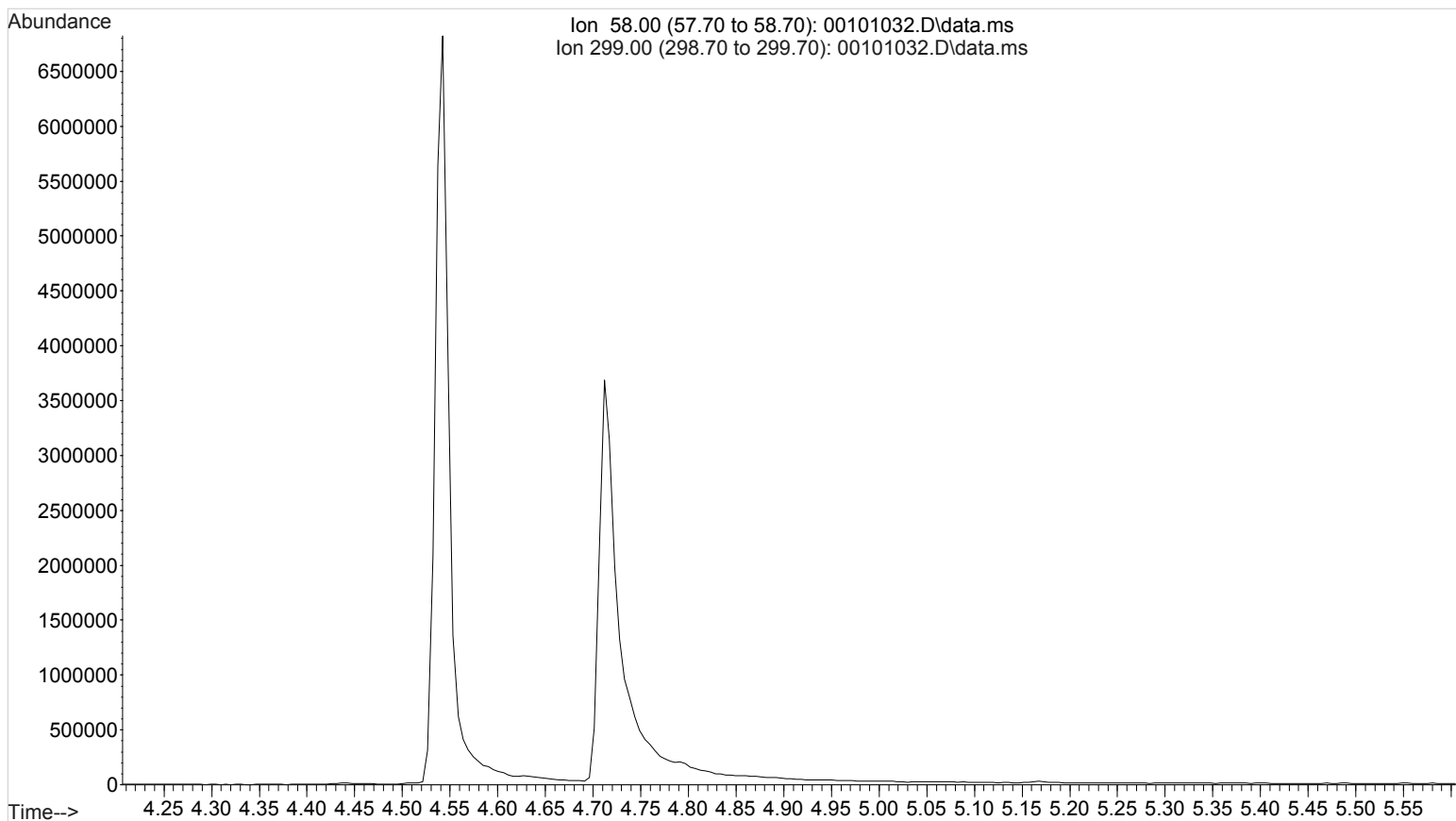
File :D:\DATA\2020\am 2\4320 am 2 and am 6\00101032.D
Operator : Instrument 65198
Acquired : 03 Apr 2020 17:31 using AcqMethod TOXI-A 10115.M
Instrument : Instrument 65198 GCMS CdA
Sample Name : positive control
Misc Info : lot 9620 in negative lot 32420; am 2
Vial Number: 1

BW



File :D:\DATA\2020\am 2\4320 am 2 and am 6\00101032.D
Operator : Instrument 65198
Acquired : 03 Apr 2020 17:31 using AcqMethod TOXI-A 10115.M
Instrument : Instrument 65198 GCMS CdA
Sample Name : positive control
Misc Info : lot 9620 in negative lot 32420; am 2
Vial Number: 1

BW



Toxicology AM method 2 control prep info

working solution 20000 ng/ml in meoh methamphetamine, phentermine, and hydrocodone

Stock solution 1mg/ml 100 ul each in 9400ul meOH

ppd 9/6/19: Exp: 9/6/20 lot 9620

by amn

Drug	lot	expiration
Methamphetamine	FE08101708	10/31/2022
Phentermine	FE09231511	9/30/2020
Hydrocodone	FN09091505	9/30/2020

AM 2 control add 500 ul working solution to 4500 ul negative urine and extract.

approximate concentration 2000 ng/ml